

 **RICHARDSON**



RICHARDSON CATALOG NO. R29

WEAR THE BEST!™

www.richardsoncap.com



» PROMESH

» PROWOOL

» PULSE



UMPIRE

All the bases are covered with our full line of baseball and softball umpire caps.

UMPIRE » PROWOOL

Pro Model construction; ProCrown shape with buckram-fused front panels; matching crown and undervisor color with black sweatband; pre-curved PE visor.

SIZING:

- » FITTED: 6¾-8
- » FLEXFIT: SM-MD (7-7¼), MD-LG (7¼-7½)
- » ADJUSTABLE: MD-LG (7-7¼)

PROWOOL MODELS:

MODEL NO.	FIT	VISOR LENGTH	MSRP
520	FITTED	1½"	\$12.00
525	ADJUSTABLE	1½"	\$11.30
530	FITTED	2"	\$12.00
533	FLEXFIT.	2"	\$12.50
535	ADJUSTABLE	2"	\$11.30
540	FITTED	2½"	\$12.00
543	FLEXFIT.	2½"	\$12.50
545	ADJUSTABLE	2½"	\$11.30
550	FITTED	2¾"	\$12.00
555	ADJUSTABLE	2¾"	\$11.30

COLOR OPTIONS:



UMPIRE » PULSE

PULSE Performance Fabric with moisture wicking and temperature control; ProCrown shape with buckram-fused front panels; matching crown and undervisor color with black StayDri sweatband; pre-curved PE visor.

SIZING:

- » FLEXFIT: SM-MD (7-7¼), MD-LG (7¼-7½)

PULSE MODELS:

MODEL NO.	FIT	VISOR LENGTH	MSRP
P33	FLEXFIT.	2"	\$12.50
P43	FLEXFIT.	2½"	\$12.50
P53	FLEXFIT.	2¾"	\$12.50

COLOR OPTIONS:



UMPIRE » PROMESH

Heavyweight, two-layer, ProMesh fabric; ProCrown shape with buckram-fused front panels; matching color crown and undervisor with black sweatband; pre-curved PE visor.

SIZING:

- » SYSTEM 5 SIZING: NO.1 (6¾-6¾), NO. 2 (6¾-7), NO.3 (7¼-7¼)
- NO.4 (7¾-7½), NO.5 (7¾-7¾)

- » FITTED: 6¾-8

PROMESH MODELS:

MODEL NO.	FIT	VISOR LENGTH	MSRP
430s5	SYSTEM 5	2"	\$12.00
432	FITTED	2"	\$11.30
445	FITTED	2½"	\$11.30
440s5	SYSTEM 5	2¾"	\$12.00
455	FITTED	2¾"	\$11.30

COLOR OPTIONS:



UMPIRE » PROWOOL

UMPIRE » PULSE

UMPIRE » PROMESH



OFFICIAL

Officials caps in ProWool, PULSE™, and ProMesh.
All black styles feature white piping.



OFFICIAL » PROWOOL

Pro Model construction; ProCrown shape with buckram-fused front panels; matching crown and undervisor color with black sweatband; pre-curved PE visor.

SIZING:

- » ADJUSTABLE: MD-LG (7-7 $\frac{3}{4}$)
- » FITTED: 6 $\frac{3}{4}$ -8

PROWOOL MODELS: Black with white piping.

MODEL NO.	FIT	COLOR	MSRP
420	ADJUSTABLE		\$12.00
425	FITTED		\$13.00



OFFICIAL » PULSE™

Performance Fabric with moisture wicking and temperature control; ProCrown shape with buckram-fused front panels; StayDri performance sweatband; pre-curved PE visor.

SIZING:

- » FITTED: 6 $\frac{3}{4}$ -8
- » FLEXFIT: SM-MD (7-7 $\frac{1}{4}$), MD-LG (7 $\frac{1}{4}$ -7 $\frac{5}{8}$)
- » ADJUSTABLE: MD-LG (7-7 $\frac{3}{4}$)

PULSE MODELS: Available in black with white piping or solid white.

MODEL NO.	FIT	COLOR	MSRP
405	FITTED		\$13.00
407	FITTED		\$12.00
408	ADJUSTABLE		\$12.50
487	FLEXFIT.		\$12.00
485	FLEXFIT.		\$12.50




OFFICIAL » PROMESH

Heavyweight, two-layer, ProMesh fabric; ProCrown shape with buckram-fused front panels; matching color crown and undervisor with black sweatband; pre-curved PE visor.

SIZING:

- » SYSTEM 5 SIZING: NO.1 (6 $\frac{5}{8}$ -6 $\frac{3}{4}$), NO. 2 (6 $\frac{3}{8}$ -7), NO.3 (7 $\frac{1}{8}$ -7 $\frac{1}{4}$) NO.4 (7 $\frac{3}{8}$ -7 $\frac{1}{2}$), NO.5 (7 $\frac{5}{8}$ -7 $\frac{3}{4}$)
- » FLEXFIT: SM-MD (7-7 $\frac{1}{4}$), MD-LG (7 $\frac{1}{4}$ -7 $\frac{5}{8}$)
- » FITTED: 6 $\frac{3}{4}$ -8

PROMESH MODELS: Available in black with white piping or solid white.

MODEL NO.	FIT	COLOR	MSRP
453	FLEXFIT.		\$11.30
457	FLEXFIT.		\$11.30
465s5	SYSTEM 5		\$13.00
467s5	SYSTEM 5		\$12.50
475	FITTED		\$12.00
477	FITTED		\$11.30



Pro Model UMPIRE

All the bases are covered with our full line of baseball/softball umpire caps. Pro Model construction and styling available in 1 1/2", 2", 2 1/2" and 2 3/4" visor length.

Wool

1 1/2" VISOR



MODEL **520** FITTED

MODEL **525** ADJUSTABLE

- 12.5 oz ProWool blend serge
- ProCrown shape with ProBuckram fused to front panels
- Matching color undervisor and black sweatband
- 1 3/8" ProSweatband with twill face and nylon backing
- PE visor with three rows of stitching, 1 1/2" length
- Style 520: Fitted sizes: 6 3/4-8
- Style 525: Adjustable plastic back strap
- Both models available in black or navy

Wool

2 1/2" VISOR



MODEL **543**

FLEXFIT®

- Wool blend stretch fabric
- ProCrown shape with ProBuckram fused to front panels
- Matching color undervisor and black sweatband
- Comfort-stretch sweatband
- PE visor with six rows of stitching, 2 1/2" length
- Flexfit sizing: Sm/Med (7-7 3/8), Med/Lg (7 1/4-7 3/4)
- Available in black or navy

Wool

2" VISOR



MODEL **530** FITTED

MODEL **535** ADJUSTABLE

- 12.5 oz ProWool blend serge
- ProCrown shape with ProBuckram fused to front panels
- Matching color undervisor and black sweatband
- 1 3/8" ProSweatband with twill face and nylon backing
- PE visor with four rows of stitching, 2" length
- Style 530: Fitted sizes: 6 3/4-8
- Style 535: Adjustable plastic strap
- Both models available in black or navy

ProMesh

2" VISOR



MODEL **432** FITTED

MODEL **430S5**

SYSTEM5

- Heavyweight ProMesh fabric
- ProCrown shape with ProBuckram
- Matching color undervisor and black sweatband
- 1 3/8" ProSweatband
- PE visor with four rows of stitching, 2" length
- Fitted sizes: 6 3/4-8
- Available in black or navy

- Heavyweight, two-layer, ProMesh fabric
- ProCrown shape with ProBuckram fused to front panels
- Four-layer stretch sweatband provides comfort and sweat absorption
- PE Visor with four rows of stitching, 2" length
- Sizing: No. 1 (6 5/8-6 3/4) No. 2 (6 7/8-7) No. 3 (7 1/8-7 1/4) No. 4 (7 3/8-7 1/2) No. 5 (7 5/8-7 3/4)
- Available in black or navy

Wool

2 1/2" VISOR



MODEL **540** FITTED

MODEL **545** ADJUSTABLE

- 12.5 oz ProWool blend serge
- ProCrown shape with ProBuckram fused to front panels
- Matching color undervisor and black sweatband
- 1 3/8" ProSweatband with twill face and nylon backing
- PE visor six rows of stitching, 2 1/2" length
- Style 540: Fitted sizes: 6 3/4-8
- Style 545: Adjustable plastic back strap
- Both models available in black or navy

ProMesh

2 1/2" VISOR



MODEL **445** FITTED

- Heavyweight, two-layer, ProMesh fabric
- ProCrown shape with ProBuckram fused to front panels
- Matching color undervisor and black sweatband
- 1 3/8" ProSweatband with twill face and nylon backing
- PE visor with six rows of stitching, 2 1/2" length
- Fitted sizes: 6 3/4-8
- Available in black or navy

Wool

2 3/4" VISOR



MODEL **550** FITTED

MODEL **555** ADJUSTABLE

- 12.5 oz ProWool blend serge
- ProCrown shape with ProBuckram fused to front panels
- Matching color undervisor and black sweatband
- 1 3/8" ProSweatband with twill face and nylon backing
- PE visor with eight rows of stitching, 2 3/4" length
- Style 550: Fitted sizes: 6 3/4-8
- Style 555: Adjustable plastic back strap
- Both models available in black or navy

ProMesh

2 3/4" VISOR



MODEL **455** FITTED

- Heavyweight ProMesh fabric
- ProCrown shape with ProBuckram fused to front panels
- Matching color undervisor and black sweatband
- 1 3/8" ProSweatband
- PE visor with eight rows of stitching, 2 3/4" length
- Fitted sizes: 6 3/4-8
- Available in black or navy

SYSTEM **5**

MODEL **440S5**

- Heavyweight, two-layer, ProMesh fabric
- ProCrown shape with ProBuckram fused to front panels
- Four-layer stretch sweatband provides comfort and sweat absorption
- PE Visor with eight rows of stitching, 2 3/4" length
- Sizing: No. 1 (6 5/8-6 3/4) No. 2 (6 7/8-7) No. 3 (7 1/8-7 1/4) No. 4 (7 3/8-7 1/2) No. 5 (7 5/8-7 3/4)
- Available in black or navy